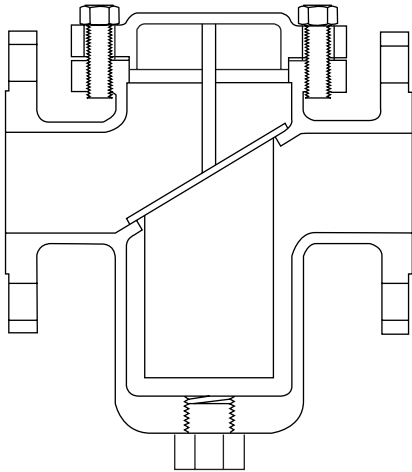


IFC Series BI25F and BI50F Style I Iron and Bronze Flanged Basket Strainers



Design Features:

- Iron strainers are equipped with FF flanges (Series BI25F) in accordance with ASME B16.1.
- Bronze strainers are equipped with FF flanges (Series BI50F) in accordance with ASME B16.24.
- Strainer body meets applicable ASME/ANSI standard.
- All strainers equipped with bolted cover flanges that utilize a flat gasket seal.
- Strainer cover flanges are designed in accordance with ASME Section VIII, Div. I Appendix II.
- Straight thru flow is accomplished by an angular basket design.
- Standard basket construction is 304 SS perforated plate.
- Recommended minimum straining level is 250 microns.
- N.P.T. drain connection furnished with plug.
- Recommended for installation in horizontal pipelines.

- Notes:**
1. See page 11 for details of available quick opening covers.
 2. See page 19 for basket strainer effective areas.

Parts List and Standard Materials

Part IFC Model	Cast Iron BI25FIBI	Bronze BI50FBBI
Body	A126-B	B62
Cover	A126-B	B62
Screen ¹	304 SS	304 SS
Plug ²	A126-B	B62
Gasket ¹	Bolted Cover: Graphite Quick Opening: See pg. 11	Bolted Cover: Teflon Quick Opening: See pg. 11
Bolt/Stud ²	A307-B	Nonferrous
Nut ²	A563	Nonferrous

- Notes:**
1. Recommended spares.
 2. Materials of equivalent strength may be substituted at manufacturer's option.

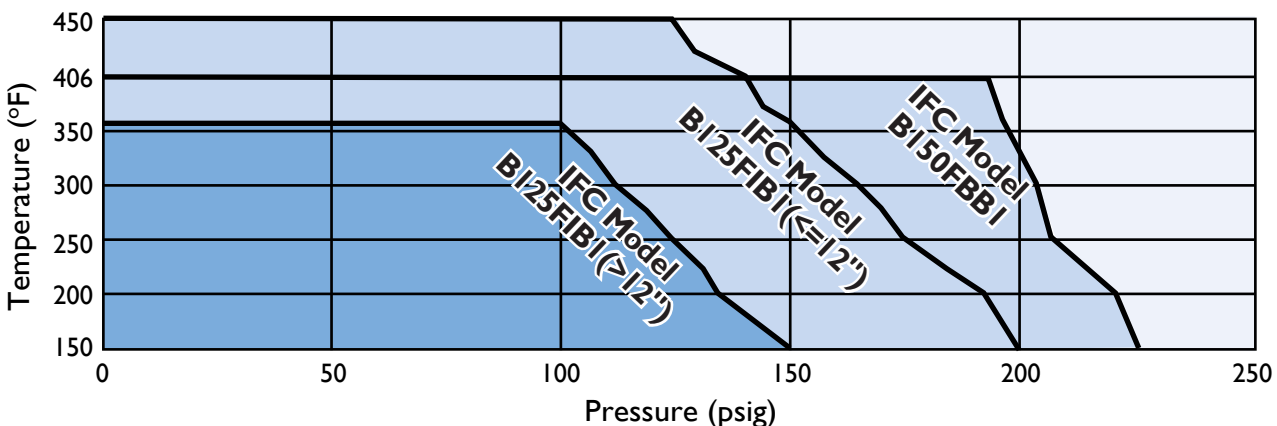
Upper Pressure Limits (Non-Shock)

IFC Model	Body Material	M.A.W.P. psig (Bars)
BI25FIBI (Up to 12" size)	A126-B	200 (13.79)
BI25FIBI (Sizes 14" and up)	A126-B	150 (10.34)
BI50FBBI	B62	225 (15.51)

Lower Temperature Limits

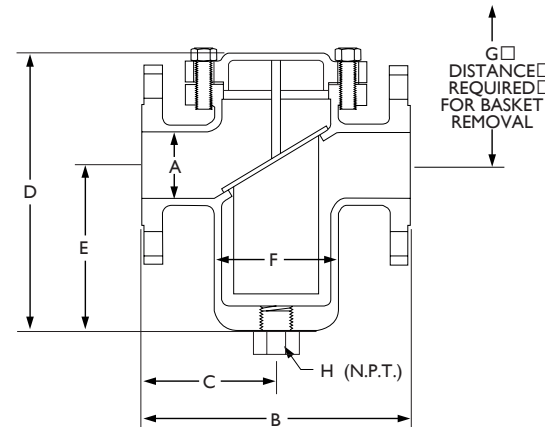
Body Material	Lower Limit μ F (μ C)
A126-B, B62	-20 (-28.9)

Pressure Temperature Chart (in accordance with ASME B16.1 & ASME B16.24)



Note: Max. rating temperature for IFC model BI50FBBI limited by codes such as ASME B31.1, ASME B31.5, etc.

Standard Screens	
Size range	Opening
2 - 3"	0.045 in.
50mm - 80mm	1.2 mm
4" - 20"	0.125 in.
100mm - 500mm	3.2 mm



Dimensional Data (Class 125-150)

Size in (mm)	A in (mm)	B in (mm)	C in (mm)	D in (mm)	E in (mm)	F in (mm)	G in (mm)	H NPT in/mm		Weight Lb./(Kg.) Cover Unit	
								BI25FIBI	BI50FBBI		
2"	2.00	8.13	4.06	8.38	5.00	3.00	11.75	1/2	1	5	23
50	51	206	103	213	127	76	298	15	25	2.3	10
2 1/2"	2.50	8.25	4.13	9.75	6.25	4.00	13.25	3/4	1	7	33
65	64	210	105	248	159	102	337	20	25	3.2	15
3"	3.00	9.88	4.94	11.25	7.13	5.00	15.38	3/4	1	9	44
80	76	251	125	286	181	127	391	20	25	4.1	20
4"	4.00	11.50	5.75	12.88	8.00	6.00	17.75	1	1	13	67
100	102	292	146	327	203	152	451	25	25	5.9	30
5"	5.00	13.13	6.56	14.50	8.50	6.50	20.50	1	1	20	88
125	127	333	167	368	216	165	521	25	25	9.1	40
6"	6.00	14.88	7.44	16.00	9.00	8.00	23.00	1	1	26	120
150	152	378	189	406	229	203	584	25	25	12	54
8"	8.00	18.75	9.38	21.00	12.00	10.00	30.00	1 1/2	N/A	45	220
200	203	476	238	533	305	254	762	40		20	100
10"	10.00	20.00	10.00	24.75	14.00	12.50	35.50	1 1/2	N/A	70	353
250	254	508	254	629	356	318	902	40		32	160
12"	12.00	26.25	13.13	29.75	17.00	15.00	42.50	1 1/2	N/A	110	523
300	305	667	333	756	432	381	1080	40		50	237
14"	14.00	30.25	15.13	37.50	22.00	18.00	53.00	1 1/2	N/A	140	815
350	356	768	384	953	559	457	1346	40		64	370
16"	16.00	33.25	16.63	39.25	22.88	20.75	55.63	1 1/2	N/A	180	1041
400	406	845	422	997	581	527	1413	40		82	472
18"	18.00	38.50	19.25	40.00	19.00	24.25	61.00	2	N/A	220	1446
450	457	978	489	1016	483	616	1549	50		100	656
20"	20.00	41.38	20.69	46.25	23.25	26.50	69.25	2	N/A	285	1980
500	508	1051	525	1175	591	673	1759	50		129	898

- Notes:**
- Vents are optional.
 - Dimension "B" is +/- 0.13".
 - Dimension "D" will change when Quick Opening covers are used.
 - Sizes 8" and larger come complete with a side drain as standard. A bottom drain is optional.

General

- Quick opening cover features are shown on pages 11-12.
- See pg. 14 for available perforations and screen materials.
- Pressure drop information is shown on pg. 15.
- See pg. 22 for ordering information.
- Dimensions shown are subject to change. Consult factory for certified prints when required.

GWS-1008 Rev B